



INFORMATION FUSION CENTRE

Address: 103 Tanah Merah Coast Road #02-01, Singapore 498750

Email: information_fusion_centre@defence.gov.sg

Web: www.ifc.org.sg

Fax: +65 6594 5734

Hotline: +65 9626 8965

Office: +65 6594 5728 / 5705

Telegram: http://bit.ly/Information_Fusion_Centre

WhatsApp: https://bit.ly/WhatsApp_IFC

Twitter: https://twitter.com/Info_Fusion_Ctr

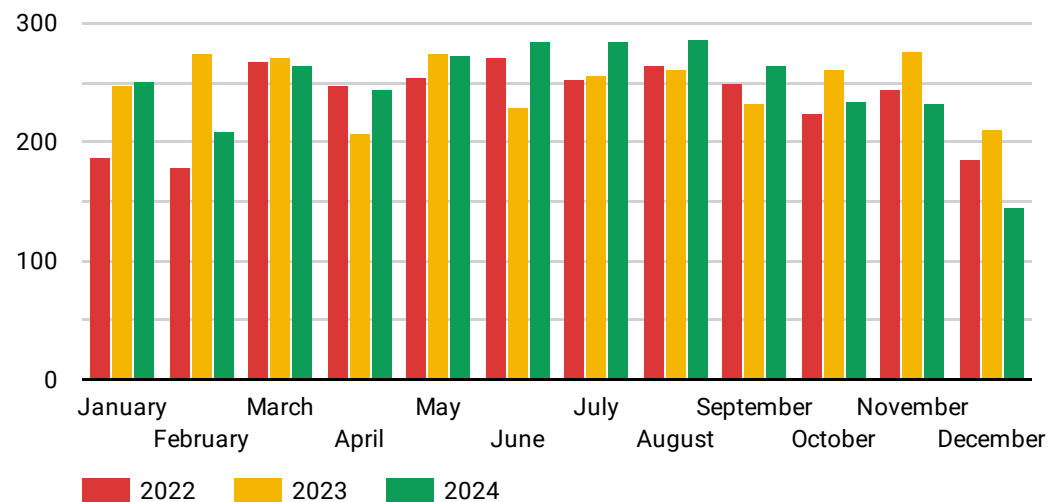


MONTHLY REPORT December 2024



Overview of MARSEC Incidents in the IFC AOI

Total Monthly Incidents



Incidents Compared with Previous Two Years

Catergory	Dec 2022	Dec 2023	Dec 2024
Maritime Incidents	59	70	62
Contraband Smuggling	61	67	29
Illegal, Unreported and Unregul...	43	46	32
Irregular Human Migration	16	18	5
Theft, Robbery and Piracy at Sea	5	2	13
Environmental Security	1	7	4
Cyber Security	0	1	0
Maritime Terrorism	1	0	0
Others	0	0	0
Grand total	186	211	145

Incidents

145

↓ -66 from previous year

People Involved

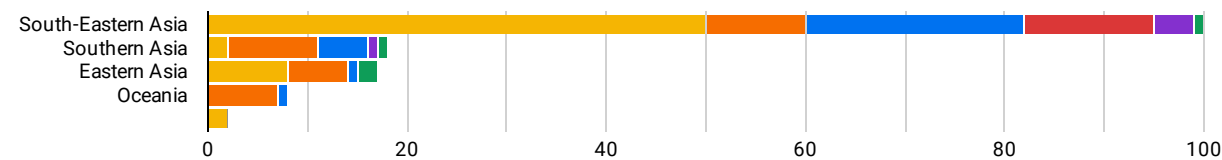
863

↓ -2,825 from previous year

Vessels Involved

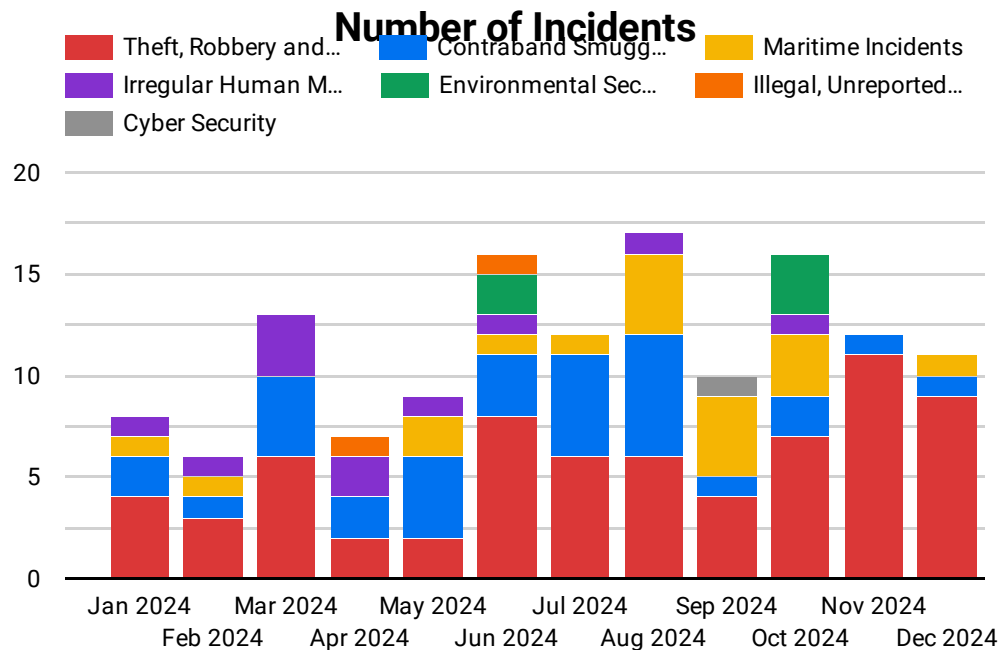
174

↓ -70 from previous year



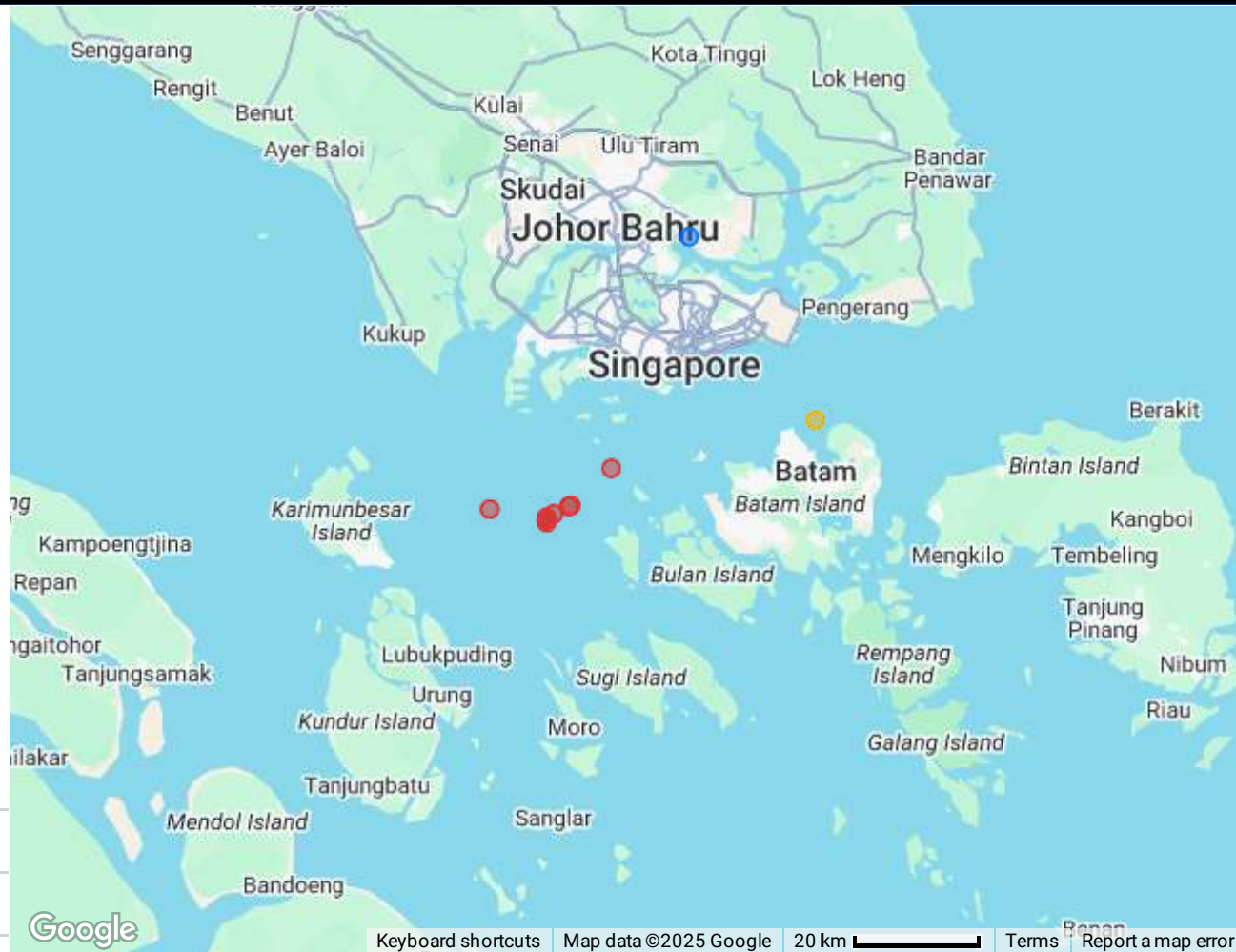


Overview of MARSEC Incidents in the Singapore Strait

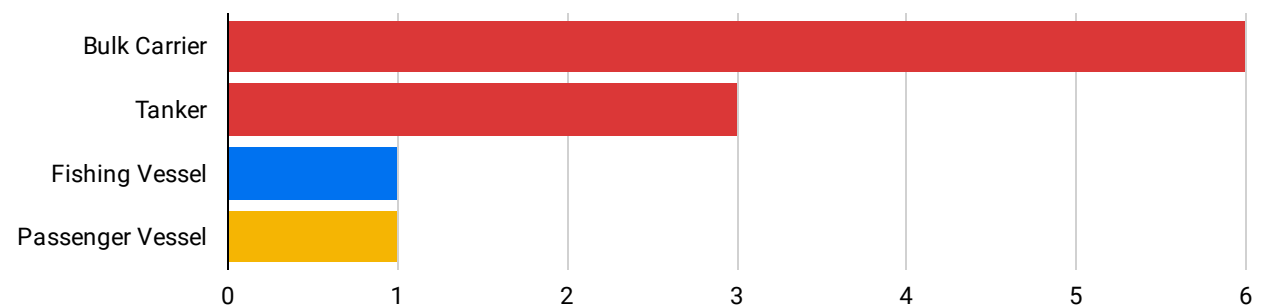


Number of Incidents, and Change from Last Year

Theft, Robbery and Piracy at Sea	9	8	↑
Maritime Incidents	1	-	
Contraband Smuggling	1	0	



Number of Vessels



Grand total 11 9 ↑



Maritime Terrorism (MT)



OBSERVATIONS

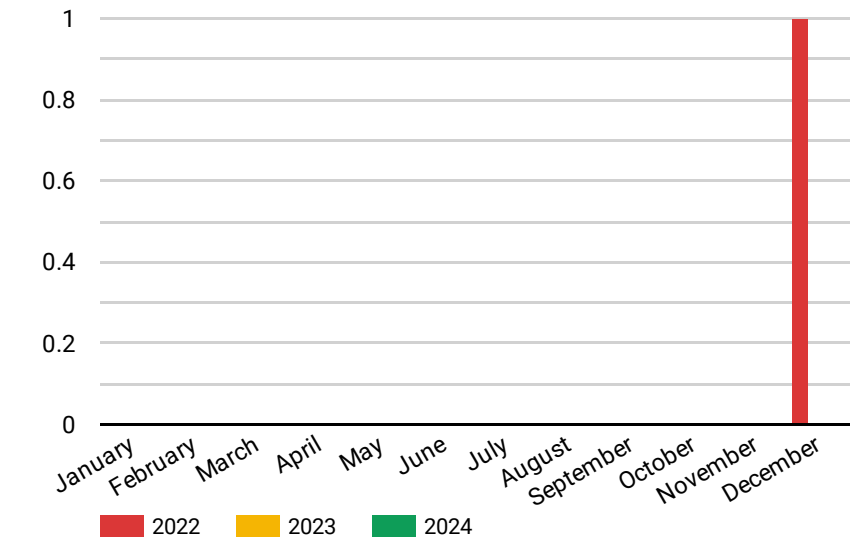
Summary

- There were no reports of Maritime Terrorism incidents taking place this month.

Comparison of Monthly / Number of Incidents

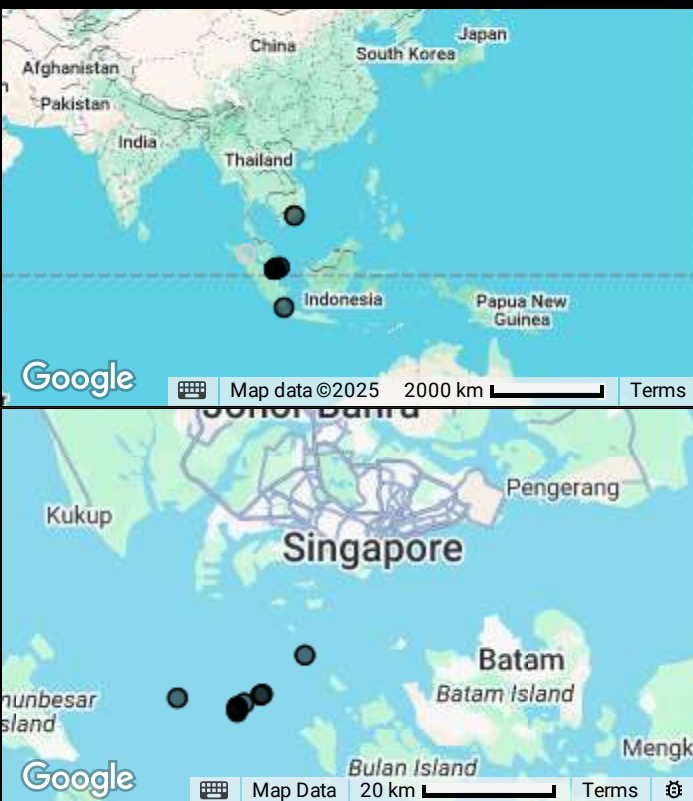
-	Dec 2022	Dec 2023	Dec 2024
Maritime Terrorism	1	0	0

Number of Incidents

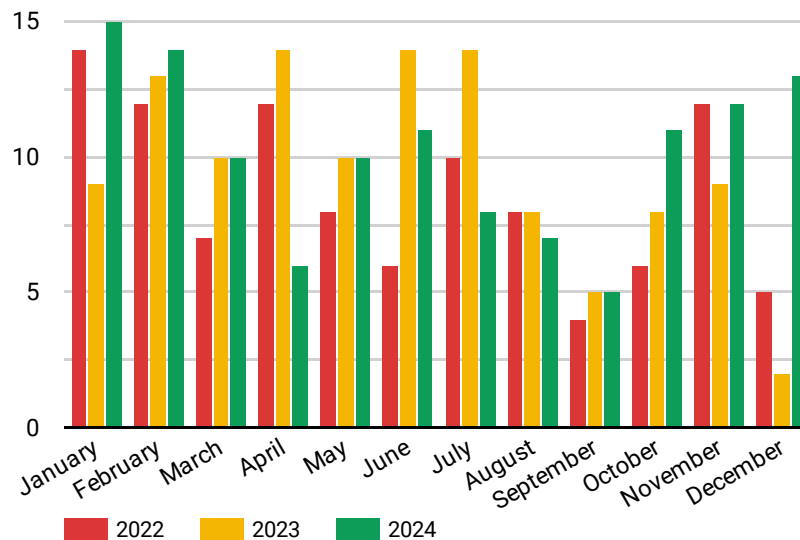




Theft, Robbery and Piracy at Sea (TRAPS)



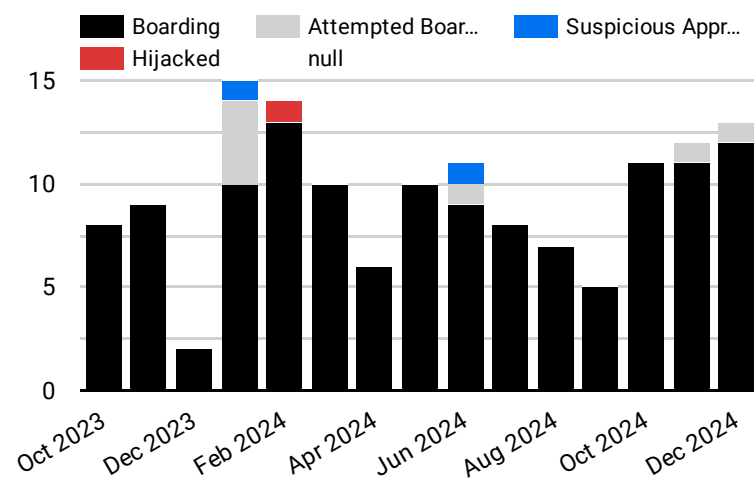
Number of Incidents



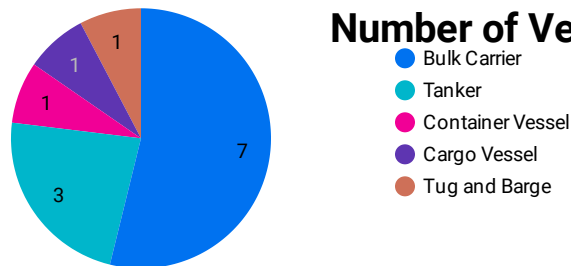
Comparison of Monthly / Number of Incidents

	Dec 2022	Dec 2023	Dec 2024
Theft, Robbery and Pirac...	5	2	13

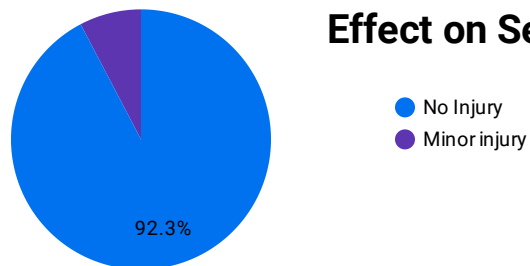
Incident Types



Number of Vessels



Effect on Seafarers



OBSERVATIONS

Statistics

- 13 TRAPS incidents (12 Boardings and 1 Attempted Boarding) were reported in Dec 2024. This is higher than previous years Dec 2023 (2 incidents) and Dec 2022 (5 incidents).
- 9 incidents occurred in the Singapore Strait (SS), 2 in Indonesia, 1 in Vietnam, and 1 in the South China Sea (SCS). These incidents involved 7 bulk carriers, 3 tankers, 1 cargo vessel, 1 container vessel, 1 tug and barge. 10 incidents occurred while ships were underway, and 3 occurred while ships were at anchored.
- Of the 13 incidents, 1 resulted in minor injuries to the crew.

Singapore Strait (SS)

- 7 Sea Theft and 2 Sea Robbery occurred in Phillip Channel while ships were underway.
- 2 Sea Robbery incidents occurred in the Philip Channel on 2 and 11 Dec. Both incidents involved confrontations with 2 to 8 perpetrators armed with knives. 1 incident (11 Dec), a crew member sustained multiple minor cut wounds (Minor Injury) and incident on 2 Dec, a crew member was tied up but reported no injuries. The perpetrators stole engine spare parts before fleeing the scene.
- The 7 Sea Theft incidents took place on 7 Dec, 2350 (UTC+8) and 0346 (UTC+8), 10, 14, 17, 22 and 28 Dec. 4 incidents reported the perpetrators were armed with knives and 'gun like object'. Upon being noticed by the crew, the alarms were raised and the perpetrators escaped. Items stolen included ship's store item and engine parts. There were no confrontations or injuries reported.
- The ships were able to continue their voyages to the next port without requiring any assistance.

Indonesia

- 2 Sea Theft incidents (3 and 14 Dec) occurred at Belawan and Panjang Anchorage while ships were anchored. The incidents involved confrontations with 4-5 perpetrators. 1 incident (14 Dec), the perpetrators were reportedly armed with knives and machetes. No injuries were reported, and nothing was stolen in both incident.

South China Sea (SCS)

- 1 Sea Theft incident (11 Dec) occurred at SCS while ship were underway with unknown number of perpetrators involved. No injuries were reported, and nothing was stolen.

Vietnam

- 1 Sea Theft incident (18 Dec) occurred at Vung Tau Achorage while ship were anchored. No injuries were reported, and ship's store was stolen.

Comments

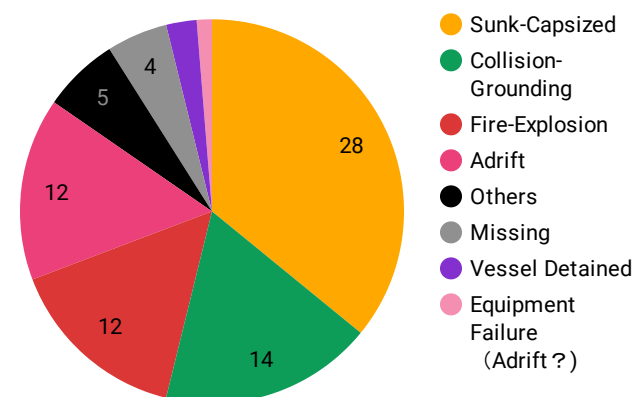
- Perpetrators continue to target slow-speed and low-freeboard vessels such as bulk carriers and tugs.
- Most of the incidents occurred during the period of darkness, between 2200H (UTC +8) to 0600H (UTC +8).
- As such, all companies, sea users, and ship masters are advised to remain vigilant when transiting known hotspots, such as the Phillip Channel, waters off Batam and Bintan islands, and Batam Anchorages.



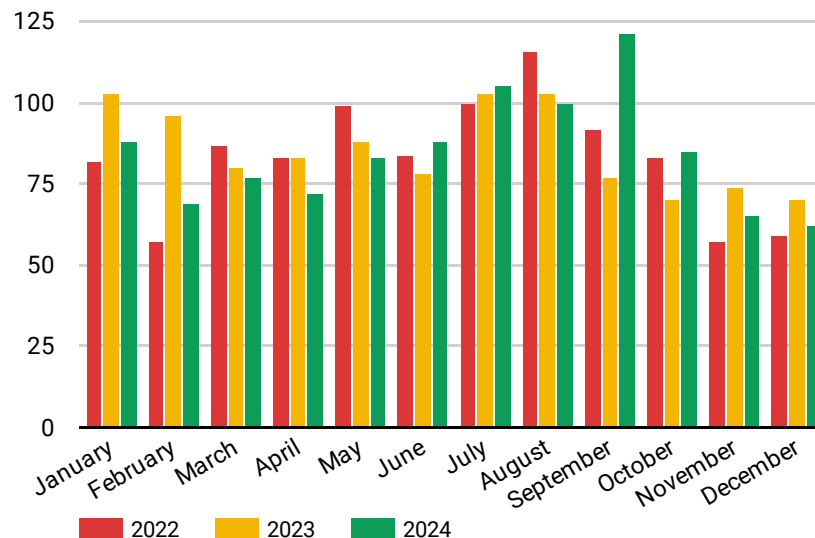
Maritime Incidents (MI)



Number of Vessels, by Type of Incident



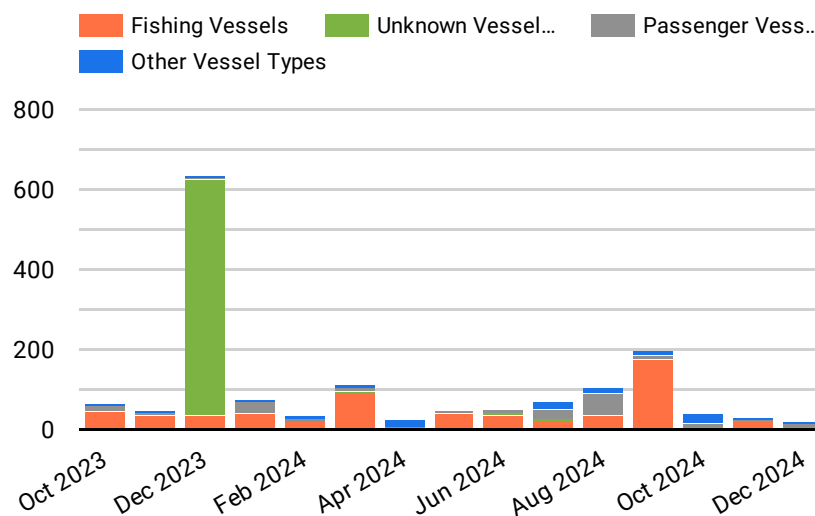
Number of Incidents



Comparison of Monthly / Number of Incidents

	Dec 2022	Dec 2023	Dec 2024
Maritime Incidents	59	70	62

Dead/Missing



OBSERVATIONS

Statistics:

• A total of 62 maritime incidents were reported this month, which is lower than the number recorded in the same period in 2023 (70) but higher than the figure for 2022 (59).

• The largest number of reported incidents was sunk-capsized (25), followed by adrift(12) and collision-grounding (8) .

• In terms of location, the highest number of reported incidents occurred in the waters of the Vietnam (15), Indonesia(11) and Philippines (11).

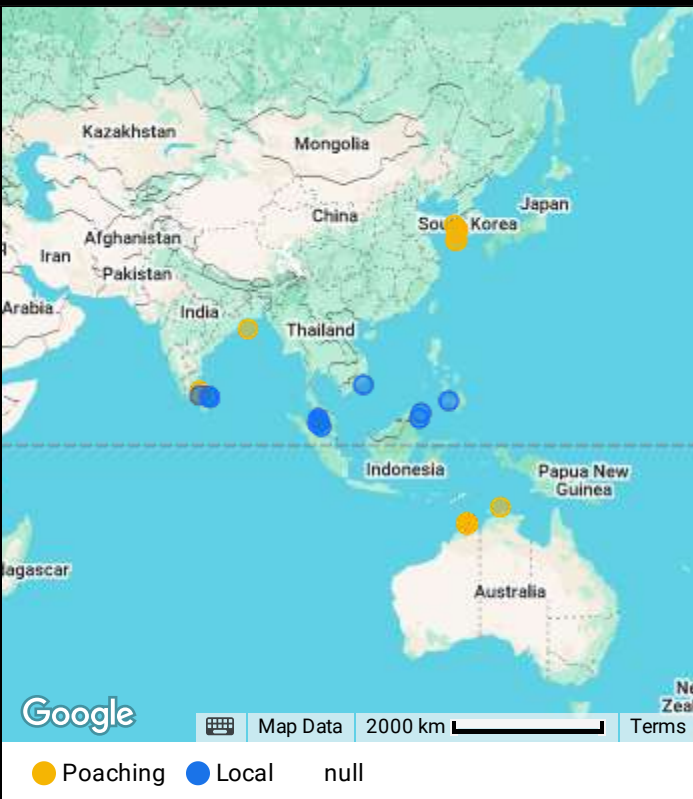
• A total of 22 individuals were reported dead or missing for the month which is lower than both the previous month (38) and the same period in 2023 (632). Overall, 48 SAR operations were conducted which led to the rescue of 459 individuals.

Comments:

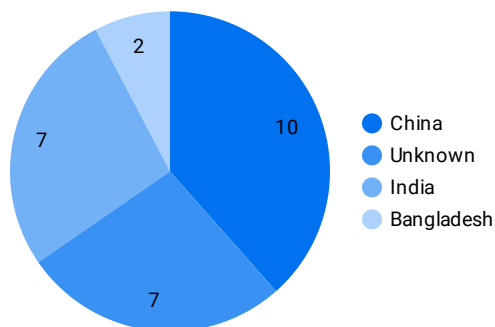
• There were no major storms in the IFC's AOI this month, however bad weather was still the most common reported incident cause (19 of 64 incidents).



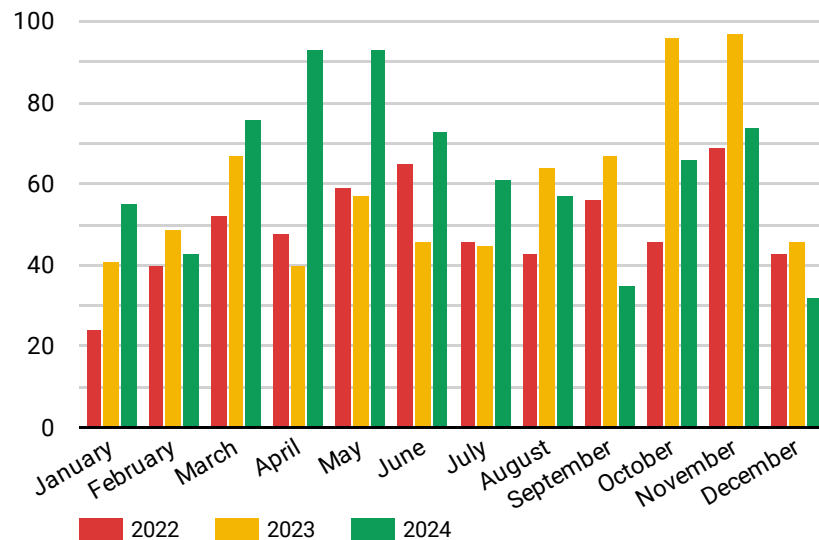
Illegal, Unreported, and Unregulated Fishing (IUUF)



Number and Flag of Vessels, Poaching



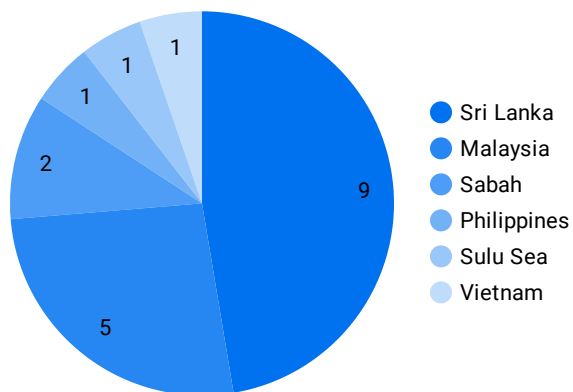
Number of Incidents



Comparison of Monthly / Number of Incidents

	Dec 2022	Dec 2023	Dec 2024
Illegal, Unreported and U...	43	46	32

Number and Flag of Vessels, Local



OBSERVATIONS

Statistics:

• **Total:** 32 IUUF incidents (45 FVs) were recorded in IFC's AOI in December 2024. This figure is notably lower compared to December 2023 by 46 also than November 2024 (63) by 64 incidents.

• **Local:** 14 local incidents (19 FVs involved) were recorded in December 2024. This figure is lower than the number of December 2023 (35) by 22, also November 2024 (25) by 17.

• Majority of FVs involved in local incidents occurred in Indonesia and Sri Lanka with 9 FVs (47.4%), followed by Malaysia 7 FVs, Philippines with 2 FVs and Vietnam by 1 FVs

• **Poaching:** 18 poaching incidents (26 FVs involved) were recorded in December 2024. This figure is notably lower than in December 2023 (35) by 21 also than November 2024 (48) by 37.

• The largest proportion of poaching incidents is China 10 FVs (38.5%), followed by India and Unspecified country by 7 FVs each, and 2 of Bangladesh FVs (7.7%).

• **International:** No international incident was recorded in November 2024.

Comments:

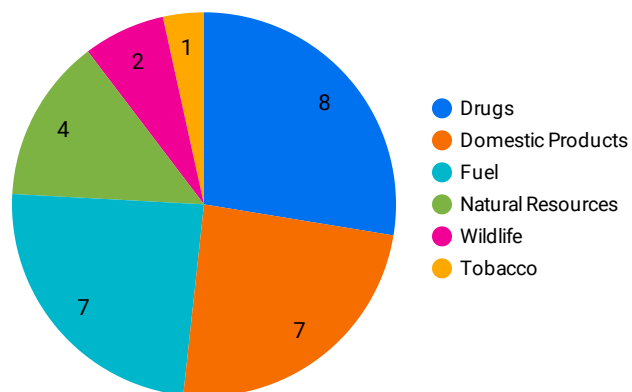
• The number of incidents this month is relatively lower compared to December 2023 and November 2024. This could be attributed to the efforts of countries' agencies to prevent IUUF including MMEA, BAKAMLA, TNI AL and Thai-MECC. But an ongoing fishing season in China, which can affect the number of IUUF, notwithstanding the bad weather during this month.



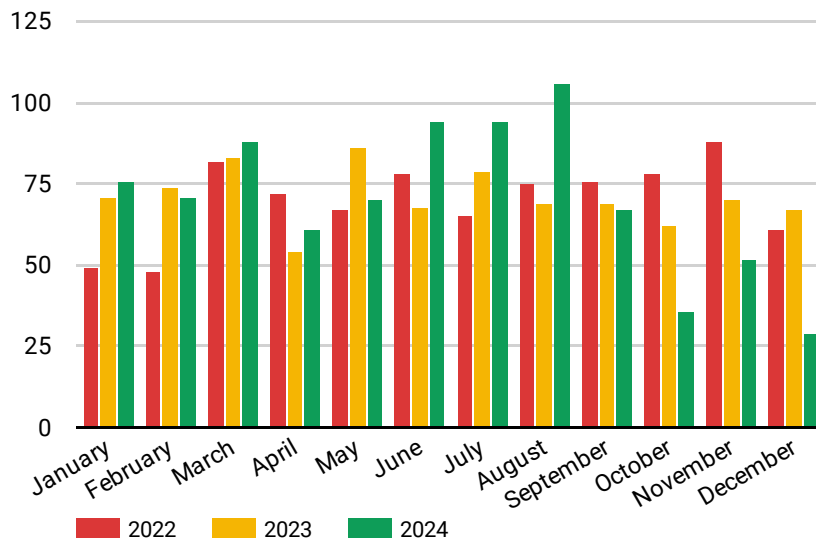
Contraband Smuggling (CS)



Types of Smuggled Goods



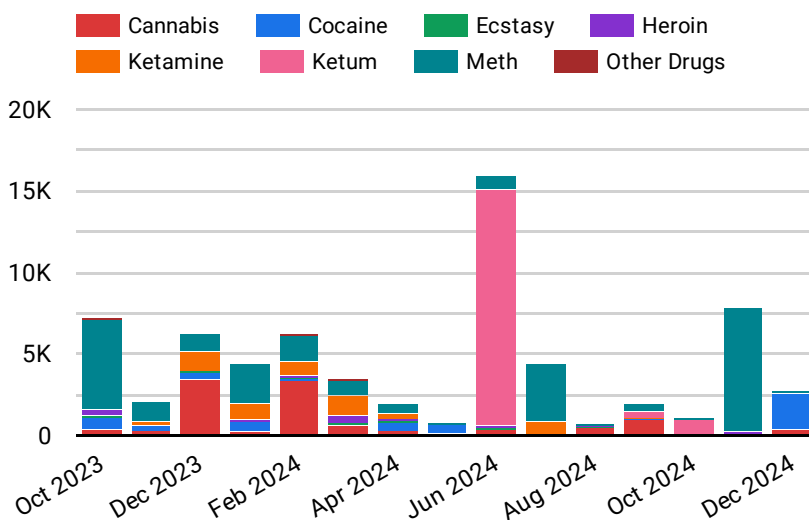
Number of Incidents



Comparison of Monthly / Number of Incidents

	Dec 2023	Dec 2024
Contraband Smuggling	67	29

Kilograms of Drugs Seized



OBSERVATIONS

Statistics:

In December 2024, IFC recorded 29 contraband smuggling incidents.

Drugs (x8 , 2,731.27 kg):

Malaysia x3 (Cough syrup): Meth (114 kg);

Sri Lanka x2 Cannabis(314.775 kg)

Vietnam (x1, 2.5 kg):

Indoneisa (x1, Meth 0.002kg).

Australia (x1, Cocaine 2.3 tonnes)

Fuel (x7, 151,000 kg): Vietnam (x6, Dissel 146,000 kg); Sabah (x1, Petrol 5,000kg).

Natural Resources (x4, 403,1 tonnes): Vietnam x2 (Woods 600m3, sand 4,700 m3), Sri Lanka x2 (x1, Tendu leaves 2129kg).

Tobacco (x1, 1550packs): Viet Nam (Cigarettes 1550packs).

Domestic Products (x7, 382.414 tonnes): Thailand (x2), Hong Kong (x1), Celebes Sea (x1), India(x1), Vietnam (x2).

Wildlife (x2): Indonesia (x1), Viet nam (x1).

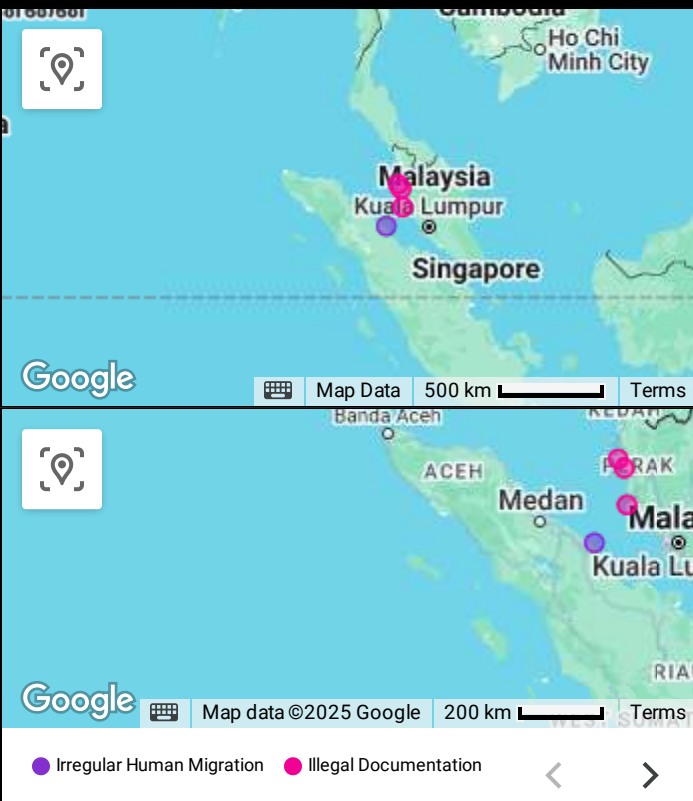
Comments:

• In December 2024, IFC reported a decrease in contraband smuggling incidents compared to last month and the same period in the previous year.

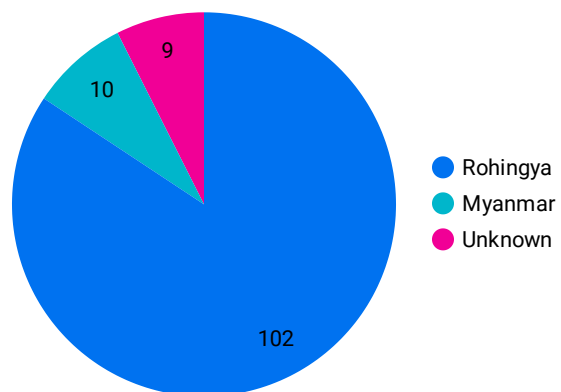
• Drugs continued to be the largest proportion of reported incidents, with a similar number of cases. Still, they increased in particularly the volume of drugs, cocaine especially which were destined for Australia.



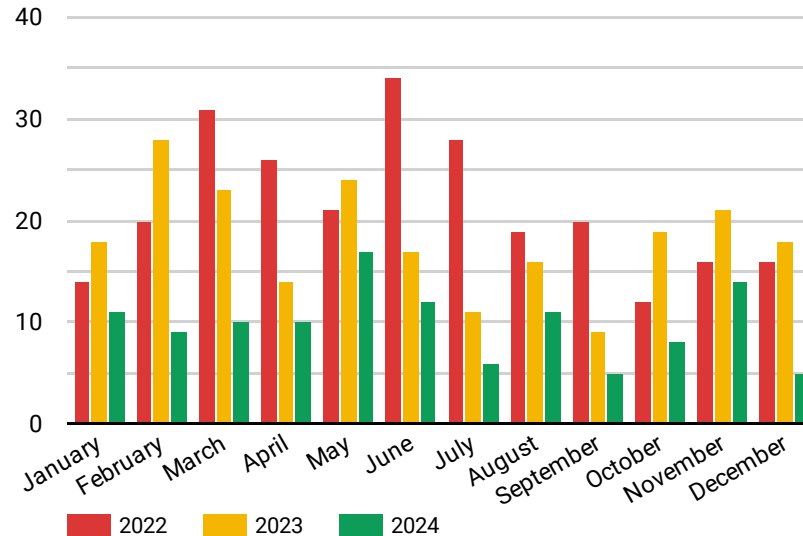
Irregular Human Migration (IHM)



Number and Nationality/Ethnicity of Migrants



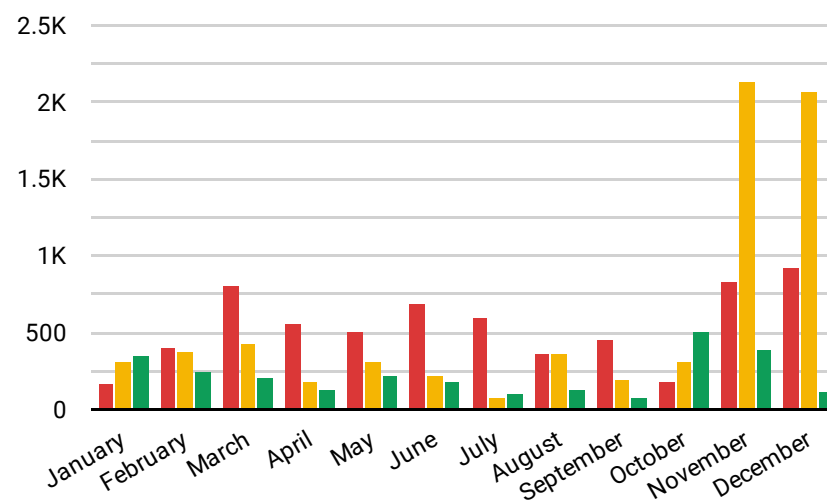
Number of Incidents



Comparison of Monthly / Number of Incidents

	Dec 2022	Dec 2023	Dec 2024
Irregular Human Migrati...	16	18	5

Number of People Detained



OBSERVATIONS

Statistics:

• **5 incidents** were recorded this month - 2 IHM incidents, 2 incidences of Human Trafficking and 3 Illegal Documentation incident.

Comments:

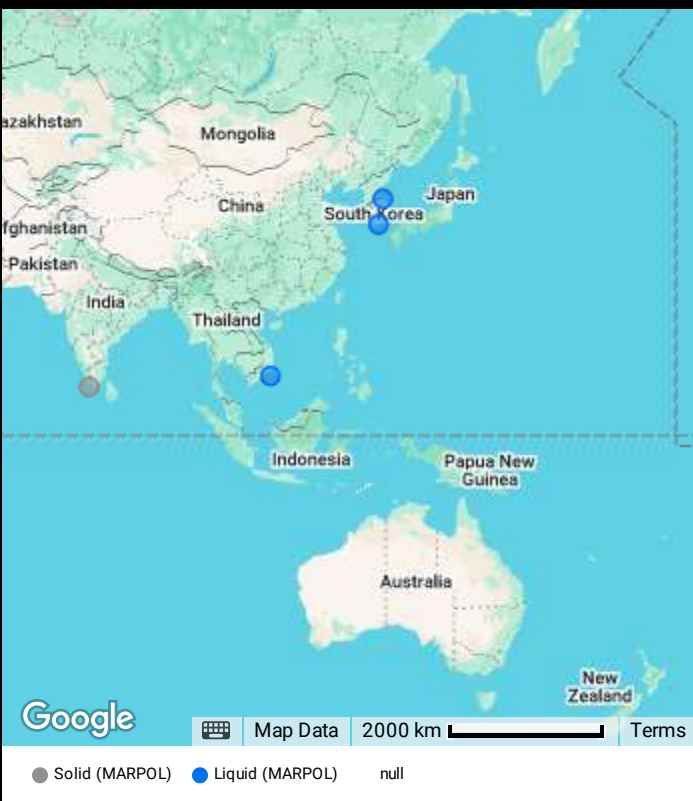
• Incidents this month were varied, with a Rohingya migrant vessel found adrift off Trincomalee, Sri Lanka and a vessel attempting to re-enter North Sumatra illegally by sea. Three Illegal Documentation cases involving Myanmar citizens working on fishing vessels in Malaysia.

• IHM activity continues to be consistently low compared to previous years. It is possible that there will be large Rohingya IHM incidents over the next two months based on historical trends and seasonal weather patterns.

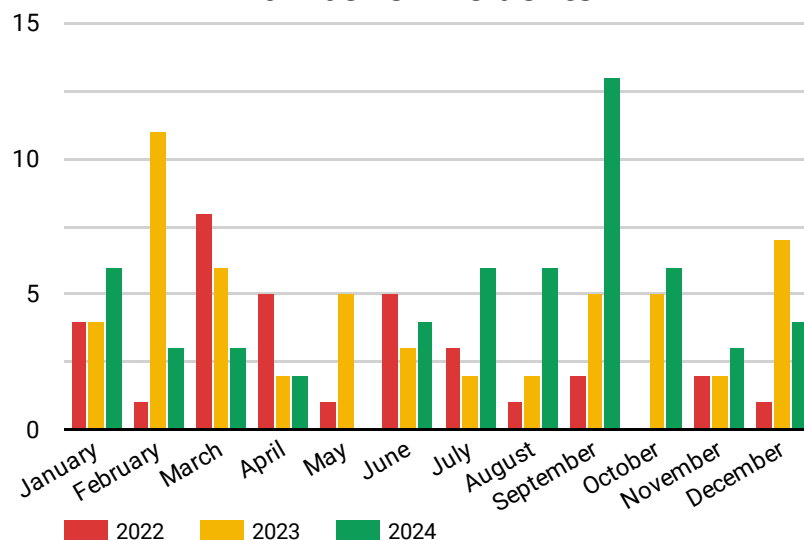




Environmental Security (ENVSEC)



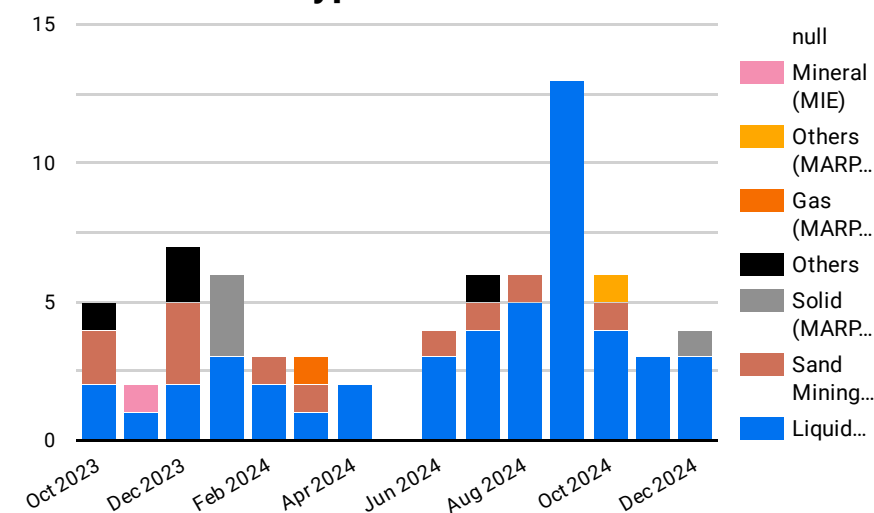
Number of Incidents



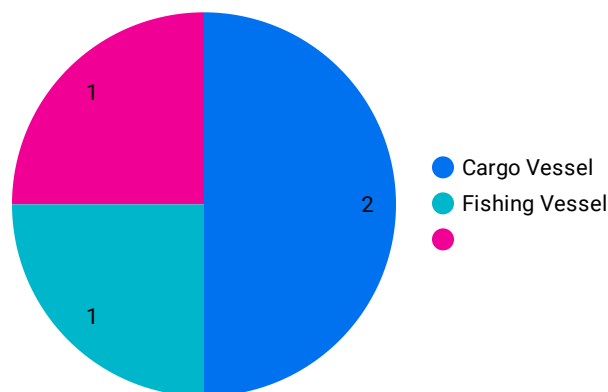
Comparison of Monthly / Number of Incidents

	Dec 2022	Dec 2023	Dec 2024
Environmental Security	1	7	4

Types of Violation



Sources of Incidents



OBSERVATIONS

Statistics:

4 Environmental Security incidents were reported in December 2024.

Maritime Pollution: 4 MARPOL (Liquid and solid Pollution) incidents.

Maritime Illegal Exploitation: NSTR

Contagion: NSTR

Others: NSTR.

Comments:

• A total of 4 ENVSEC incidents were recorded this month, involving both types of MARPOL incidents (liquid and solid). This figure is lower than the incident numbers recorded in November 2024 by 2 and December 2023 by 7 Incidents. The adoption of satellite imagery is one of the likely avenues that has helped regional authorities capture pictures of ENVSEC in the region. Of note, oil spill is the main reason and occurred by vessels while berthed at harbor.



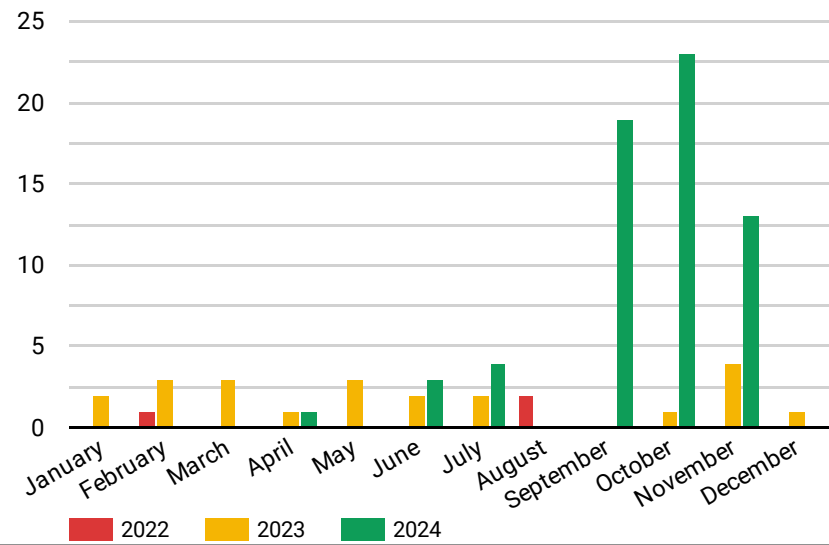
Cyber Security (CYBSEC)



Vessels/Organisations Involved

No data

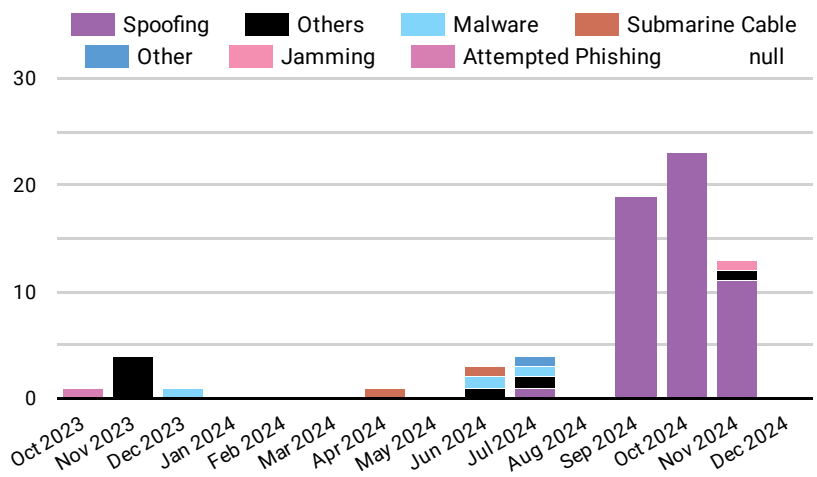
Number of Incidents



Comparison of Monthly / Number of Incidents

	Dec 2022	Dec 2023	Dec 2024
Cyber Security	0	1	0

Types of Incident



OBSERVATIONS

Comments:

- There were no reports of Cyber Security incidents taking place this month.





Other Incidents



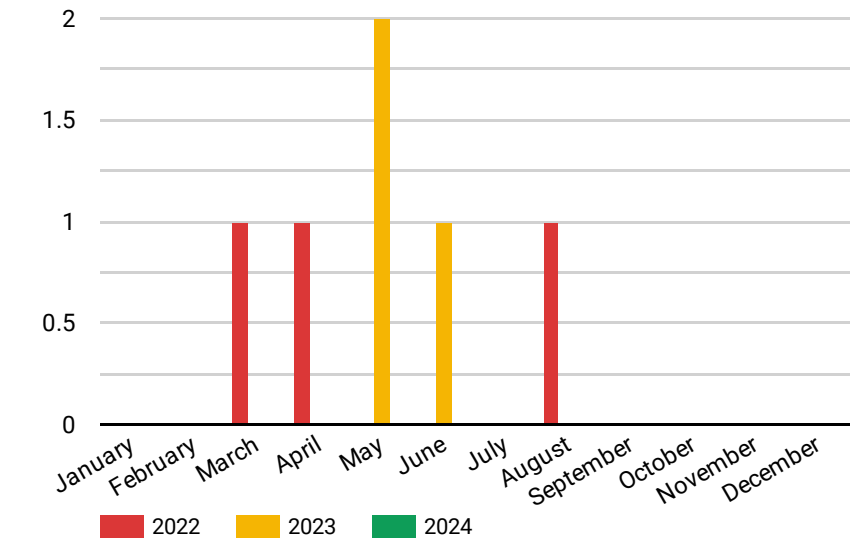
OBSERVATIONS

Summary
• There were no reports of Other Incidents taking place this month.

Comparison of Monthly / Number of Incidents

	Dec 2022	Dec 2023
Others	0	0

Number of Incidents





Late Reported Incidents



The Information Fusion Centre Monthly Report covers all incidents reported up to, and including, the first working day of the following month.

The table below shows the number of incidents that missed the cutoff date for the previous month's report, or were historic incidents that the IFC had not previously reported. Please note these incidents are included in the incident count graphs shown in this report.

Category	Nov 2024	Oct 2024	Grand total
Illegal, Unreported and Unregulated Fishing	10	-	10
Irregular Human Migration	6	1	7
Contraband Smuggling	5	1	6
Maritime Incidents	2	-	2
Environmental Security	1	-	1
Cyber Security	1	-	1
Grand total	25	2	27

People Involved
258

Vessels Involved
27

Reported US\$ Value of Seized Goods
\$320.22K

Reported Kg Weight of Seized Contraband
100.0K





IFC Recommendations



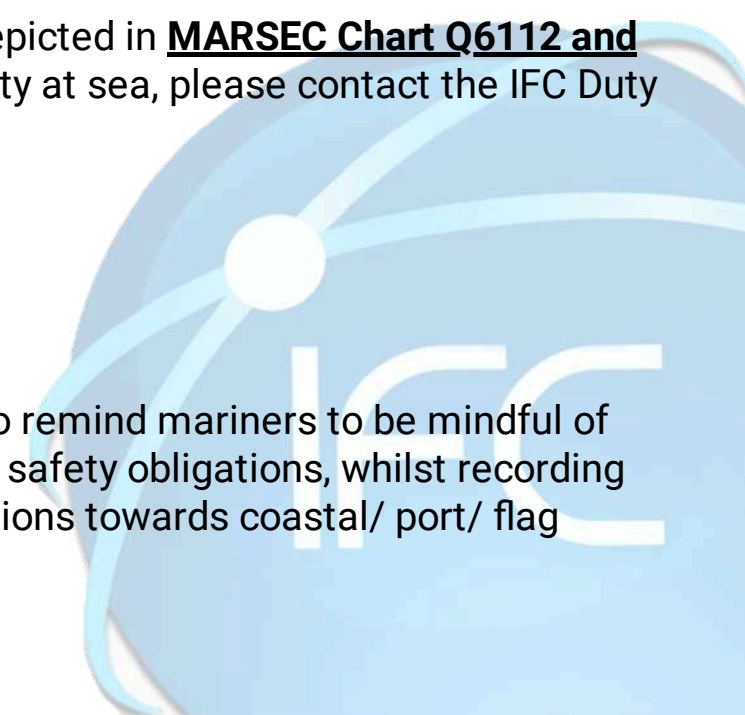
1. All mariners to report any maritime security incidents timely to the nearest coastal state and inform the IFC at the earliest possible time.
2. All mariners are strongly recommended to be vigilant, in particularly when operating in IFC identified hotspots (**Westbound lane of Traffic Separation Scheme in Singapore Strait, Eastbound lane of Traffic Separation Scheme in Singapore Strait, Belawan and Dumai Anchorages in Indonesia, Manila Anchorage in the Philippines, and Chittagong Outer Anchorage in Bangladesh**).
3. All mariners are advised to adopt **Ship Protection Measures** recommended in the **Regional Guide to Counter Piracy and Armed Robbery Against Ships in Asia** (e.g., illuminating the accommodation block and poop deck, deploying sentries and increase frequency of security rounds).
4. All mariners to take note on the description of the perpetrators and to take photos of the perpetrators if possible. Where available, CCTV footage capturing the incident should be provided to **the coastal state authorities** for follow-on investigation.
5. All mariners are advised to participate in **IFC Voluntary Community Reporting (VCR)** as depicted in **MARSEC Chart Q6112 and Q6113**. In case of any doubt, incident at sea, suspicious approach or unusual observed activity at sea, please contact the IFC Duty Officer:

Email: information_fusion_centre@defence.gov.sg

Tel: +65 9626 8965 (Hotline)
+65 6594 5728 (Office)

Fax: +65 6594 5734

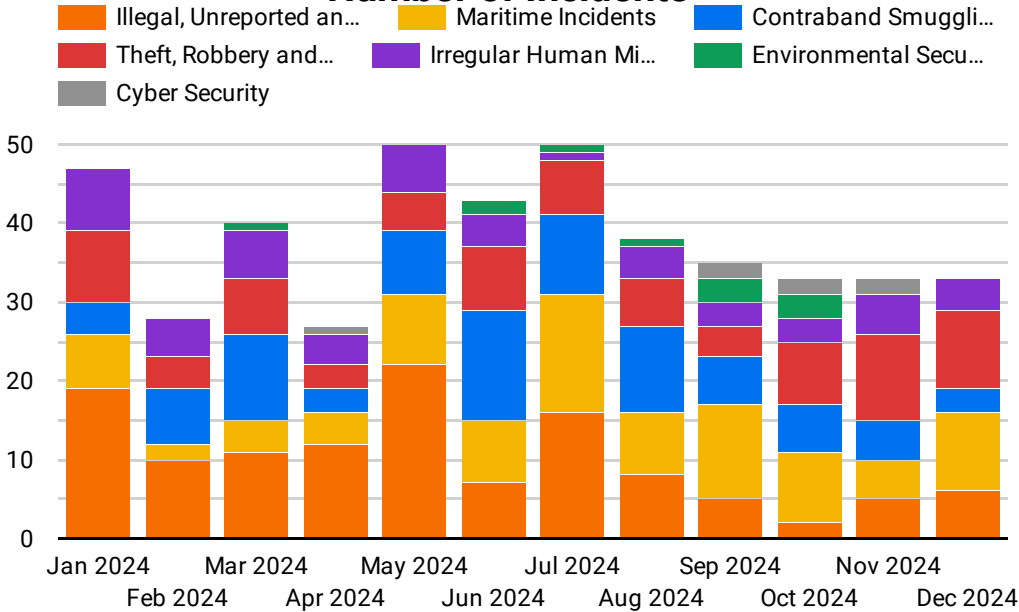
The IFC seeks your observations in the course of your normal business. The IFC would like to remind mariners to be mindful of national and international laws, company and other policy requirements and also health and safety obligations, whilst recording these observations. The reporting of such events to IFC does not absolve you of your obligations towards coastal/ port/ flag authorities.





Overview of MARSEC Incidents in Straits of Malacca and Singapore

Number of Incidents



Number of Incidents, and Change from Last Year

Maritime Incidents	10	3 ↑
Theft, Robbery and Piracy at Sea	10	8 ↑
Illegal, Unreported and Unregulated Fishing	6	-2 ↓
Irregular Human Migration	4	-6 ↓
Contraband Smuggling	3	-2 ↓

Grand total 33 1 ↑

Reported US\$ Value of Seized Goods

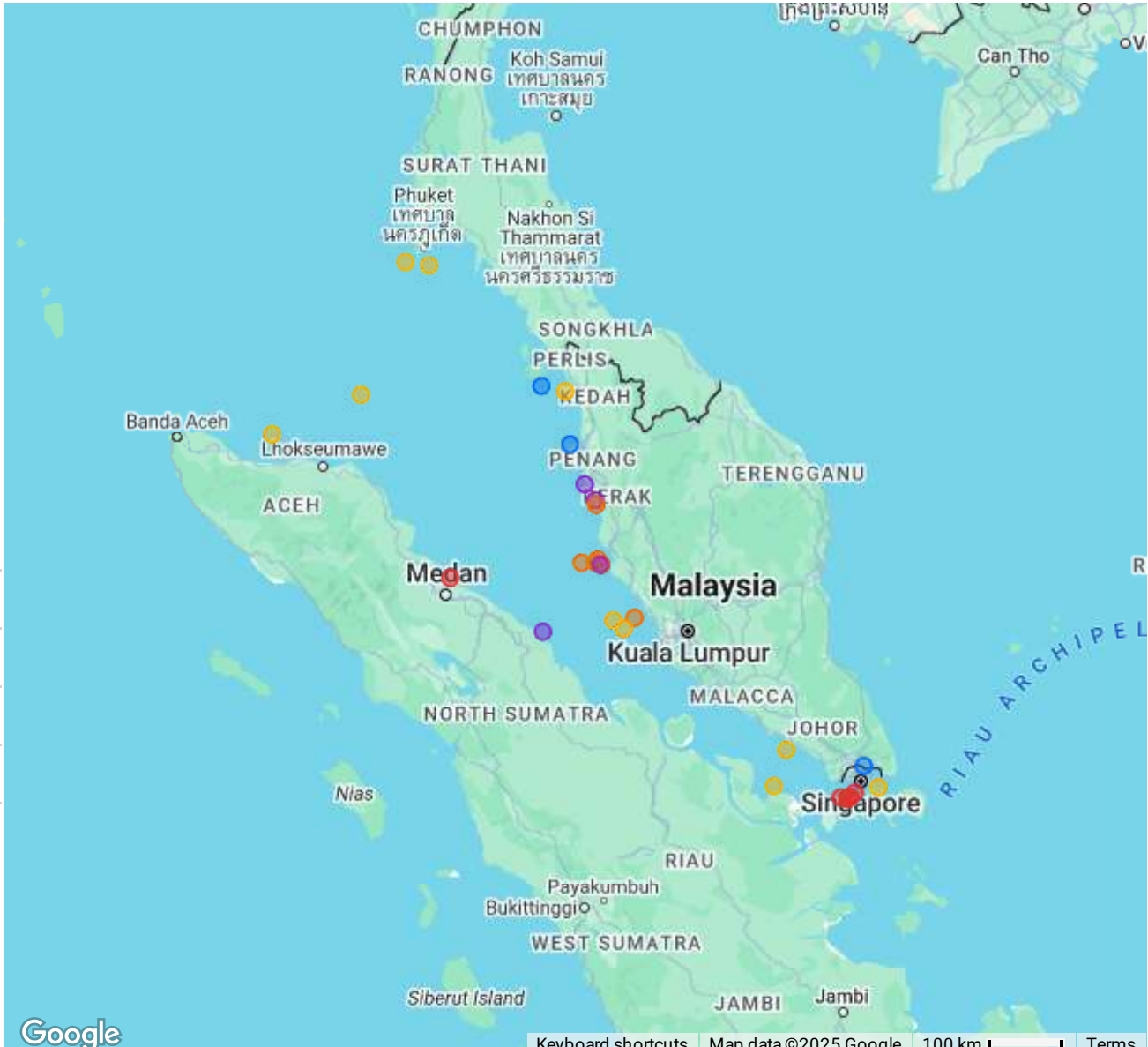
\$725.51K
↓ -87.5% from previous year

People Involved

192
↓ -1,245 from previous year

Vessels Involved

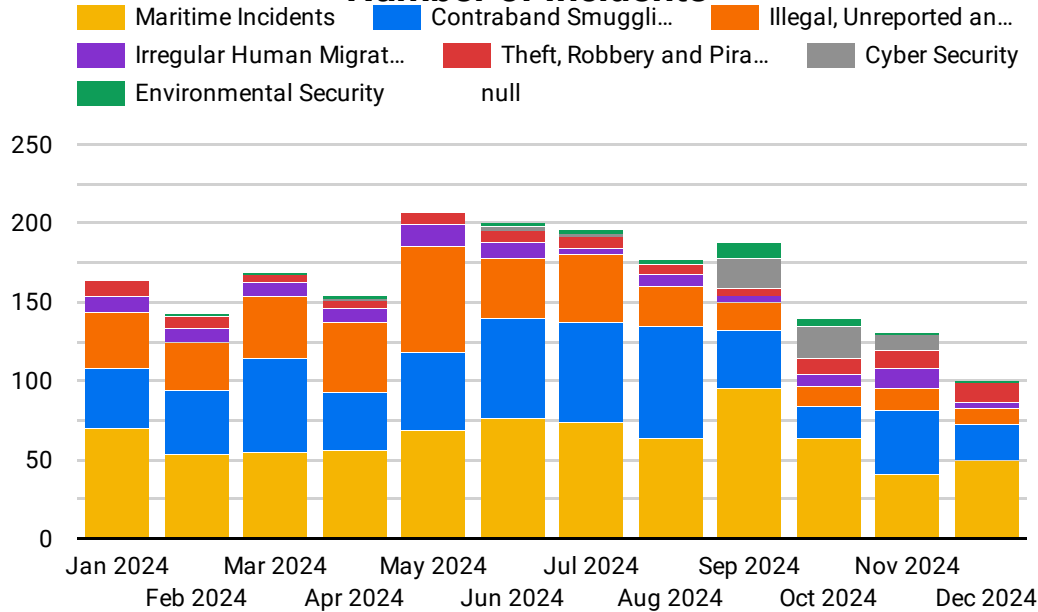
32
↑ 1 from previous year





Overview of MARSEC Incidents in South-Eastern Asia

Number of Incidents



Number of Incidents, and Change from Last Year

Maritime Incidents	50	12 ↑
Contraband Smuggling	22	-14 ↓
Theft, Robbery and Piracy at Sea	13	11 ↑
Illegal, Unreported and Unregulated Fishing	10	-10 ↓
Irregular Human Migration	4	-9 ↓
Environmental Security	1	-2 ↓
0	0	-

Reported US\$ Value of Seized Goods

\$741.51K

↓ -98.8% from previous year

People Involved

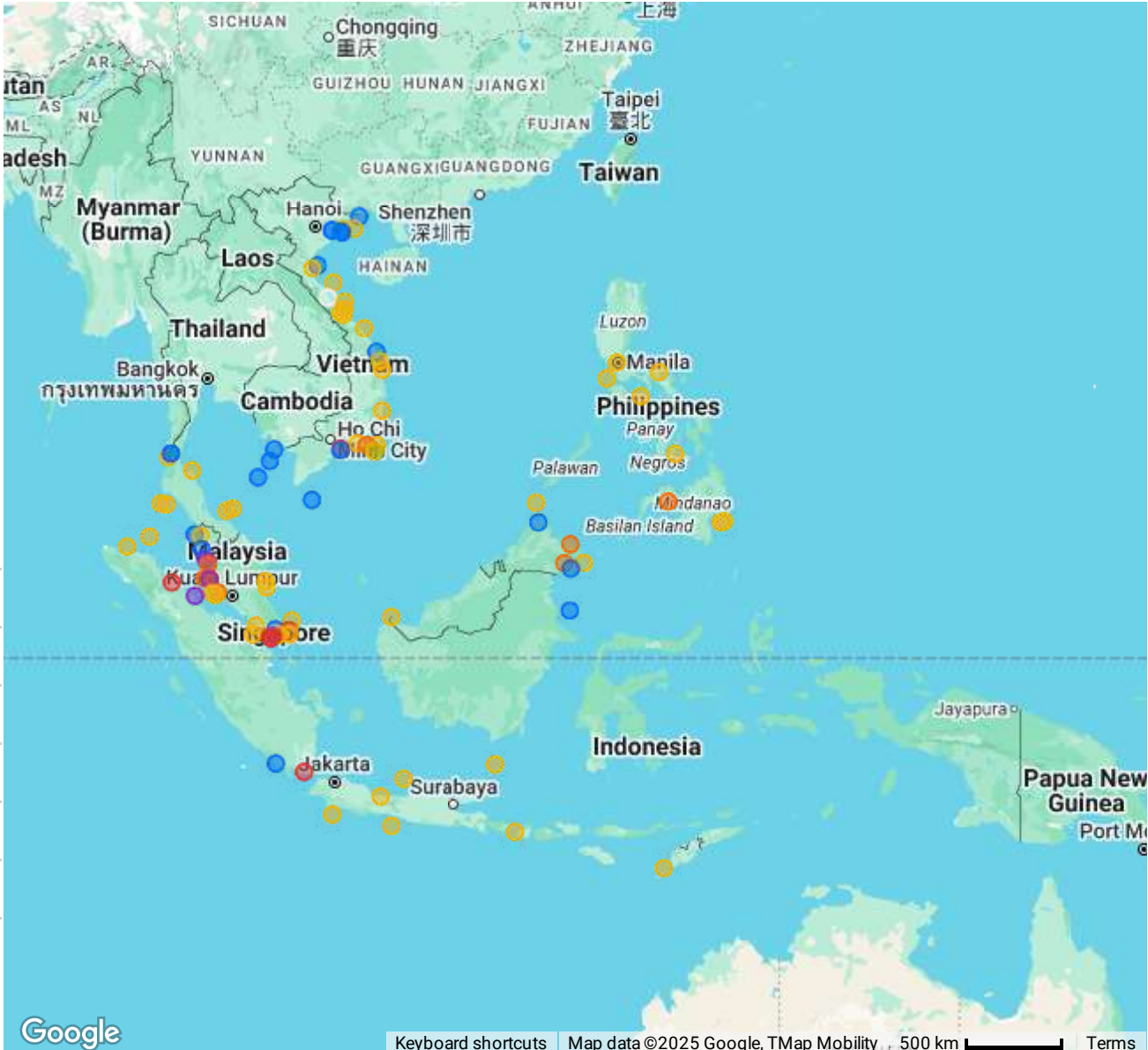
513

↓ -1,316 from previous year

Vessels Involved

115

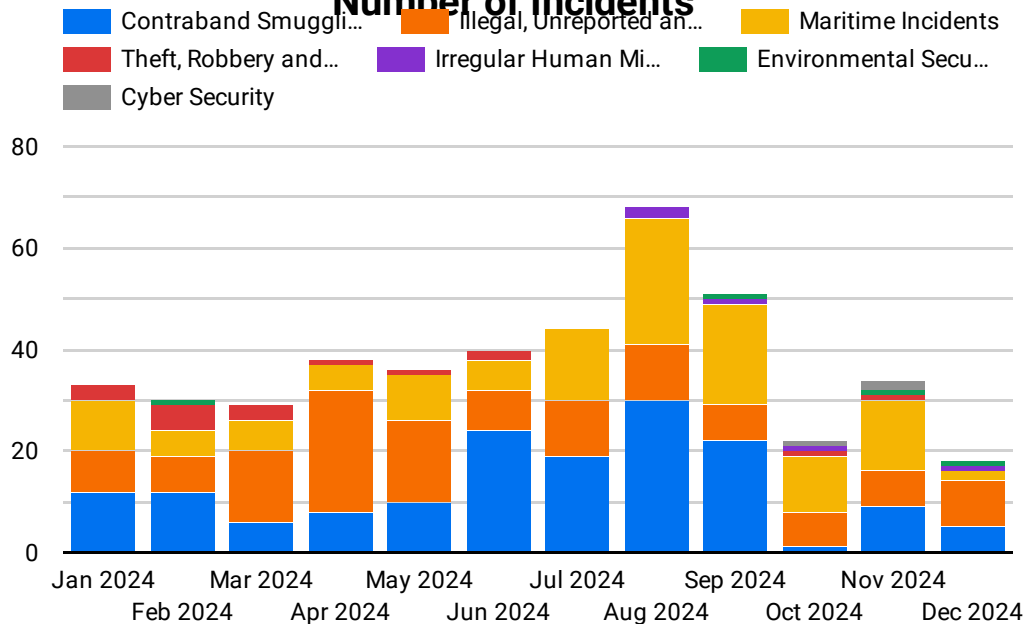
↓ -1 from previous year





Overview of MARSEC Incidents in Southern Asia

Number of Incidents



Number of Incidents, and Change from Last Year

Illegal, Unreported and Unregulated Fishing	9	-3 ↓
Contraband Smuggling	5	-11 ↓
Maritime Incidents	2	-18 ↓
Environmental Security	1	-
Irregular Human Migration	1	-3 ↓

Grand total 18 -34 ↓

Reported US\$ Value of Seized Goods

\$1.99M

↓ -86.7% from previous year

People Involved

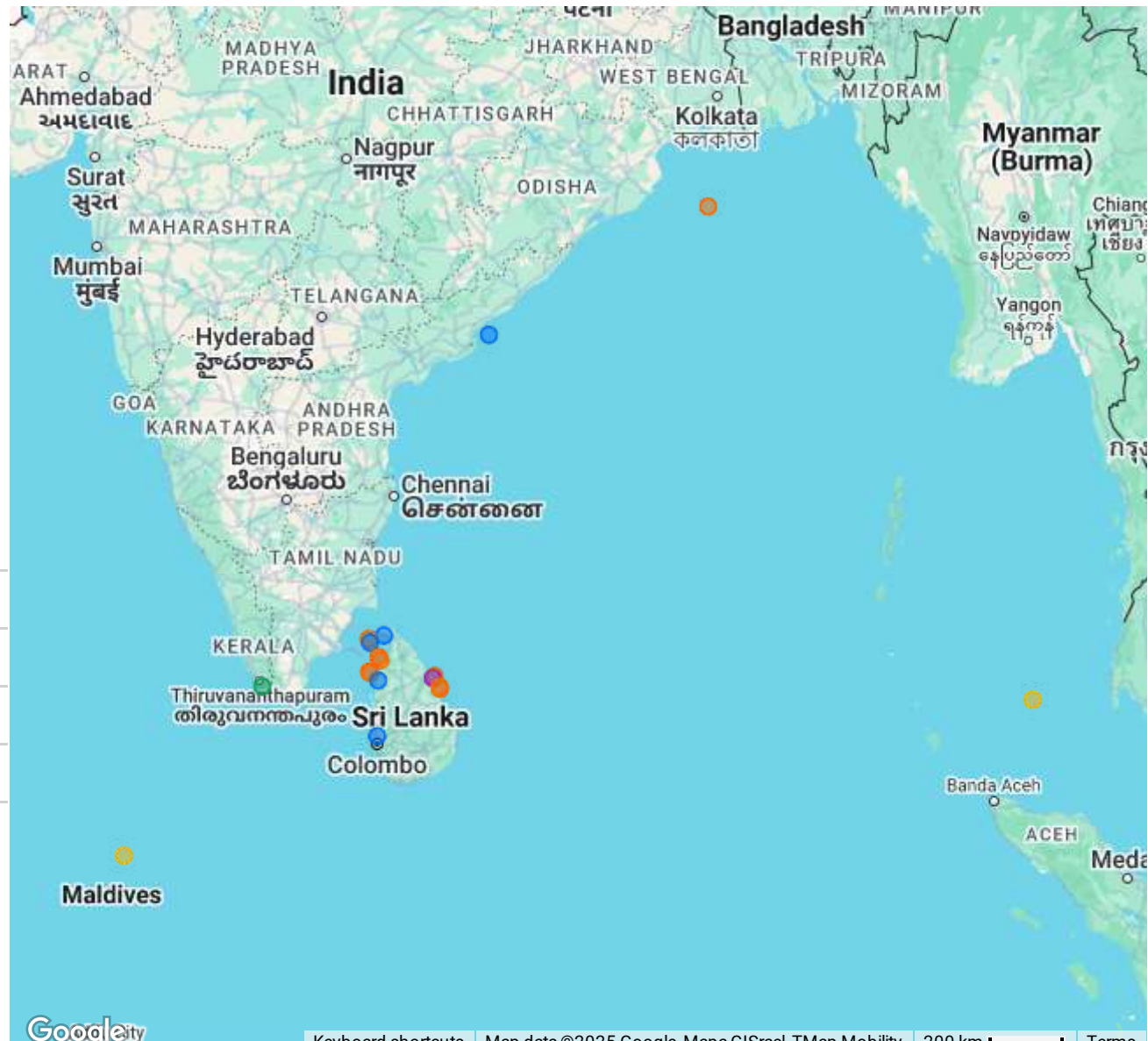
267

↓ -1,379 from previous year

Vessels Involved

24

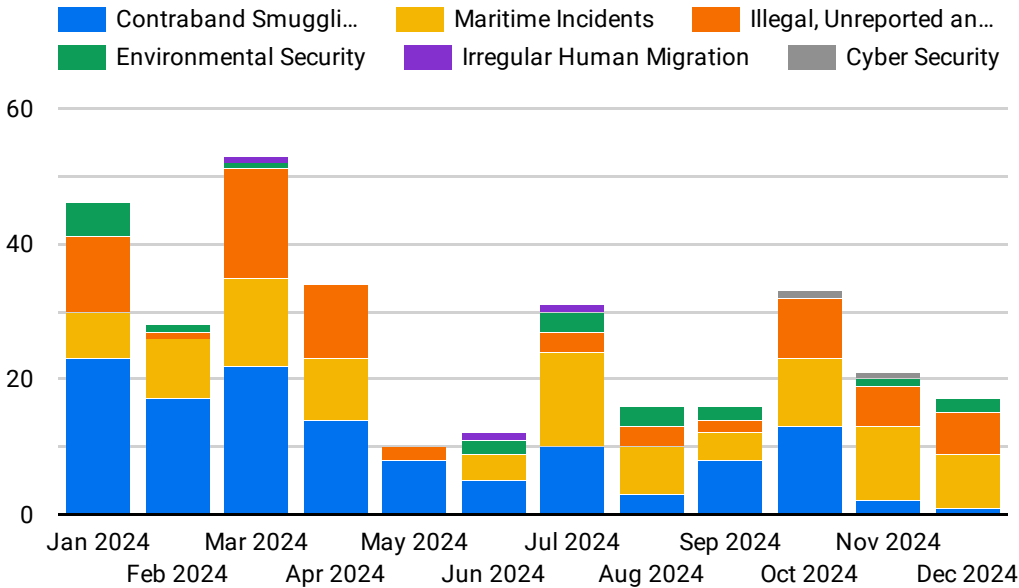
↓ -35 from previous year





Overview of MARSEC Incidents in Eastern Asia

Number of Incidents



Number of Incidents, and Change from Last Year

Maritime Incidents	8	-2 ↓
Illegal, Unreported and Unregulated Fishing	6	-5 ↓
Environmental Security	2	-2 ↓
Contraband Smuggling	1	-14 ↓

Grand total 17 -24 ↓

Reported US\$ Value of Seized Goods

\$2.96M

↓ -99.0% from previous year

People Involved

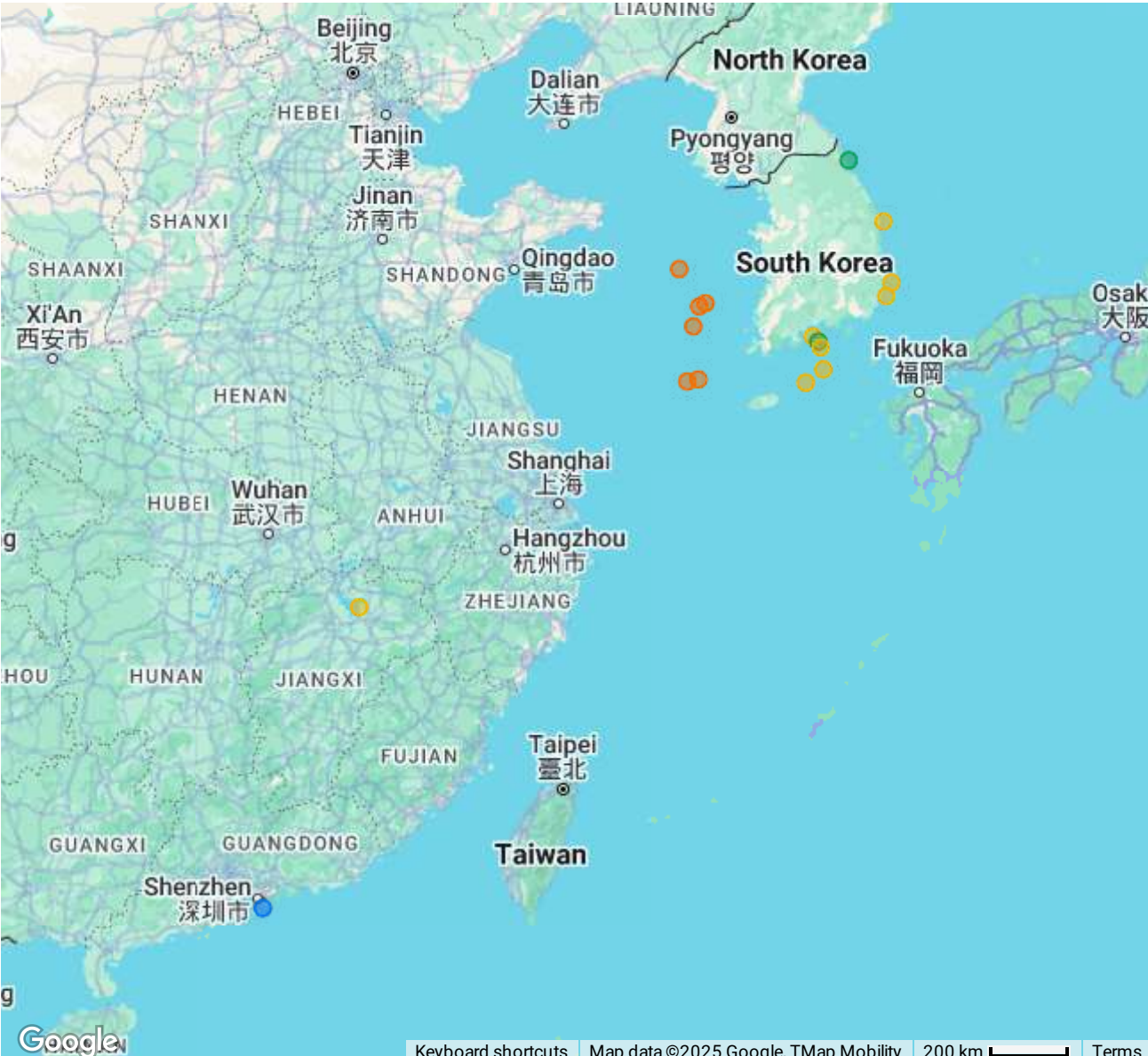
24

↓ -161 from previous year

Vessels Involved

25

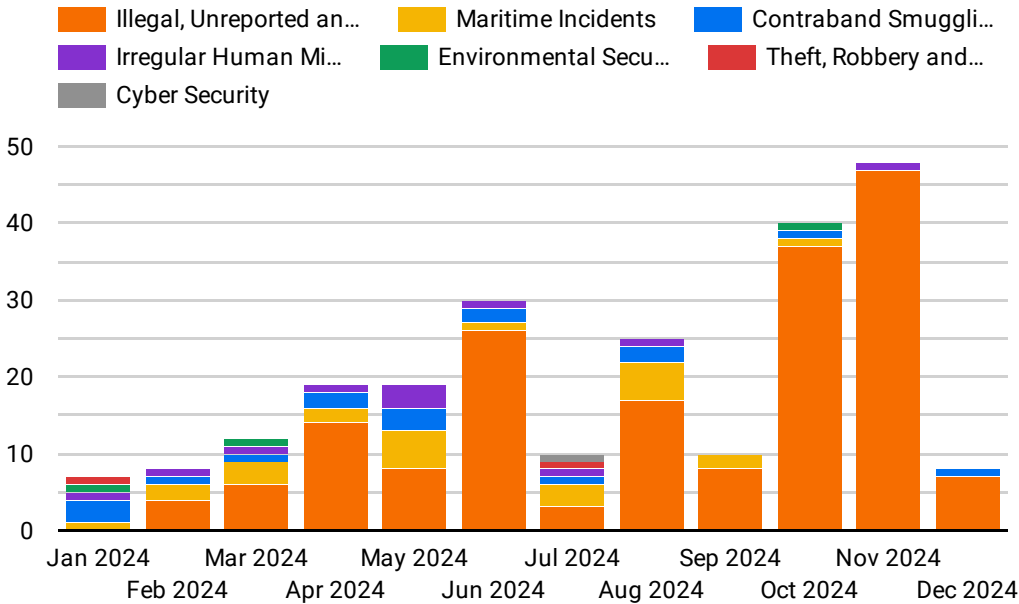
↓ -38 from previous year





Overview of MARSEC Incidents in Oceania

Number of Incidents



Number of Incidents, and Change from Last Year

Illegal, Unreported and Unregulated Fishing	7	4 ↑
Contraband Smuggling	1	-

Grand total	8	3 ↑
-------------	---	-----

Reported US\$ Value of Seized Goods

\$494.00M

No data from previous year

People Involved

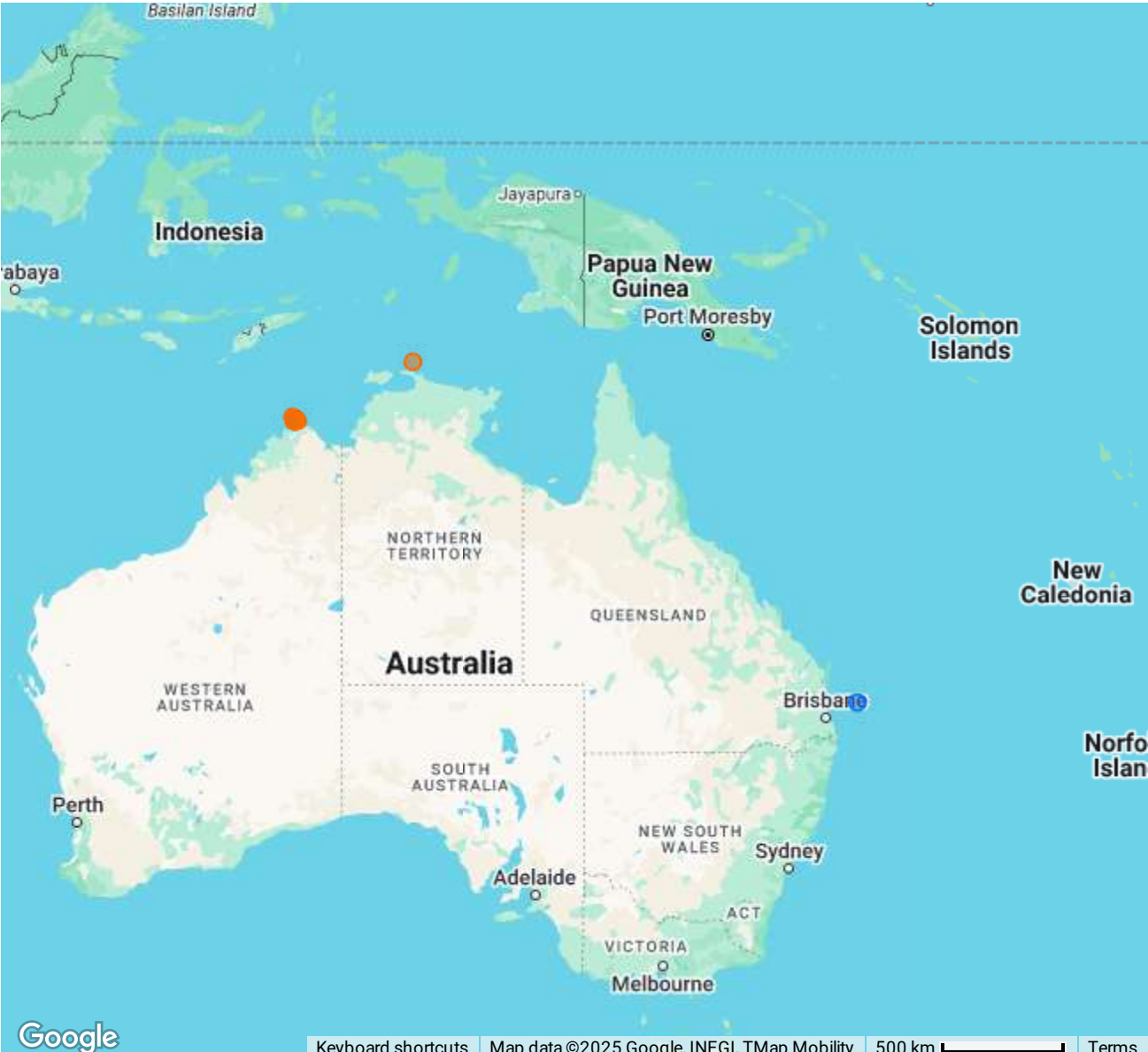
48

↑ 20 from previous year

Vessels Involved

8

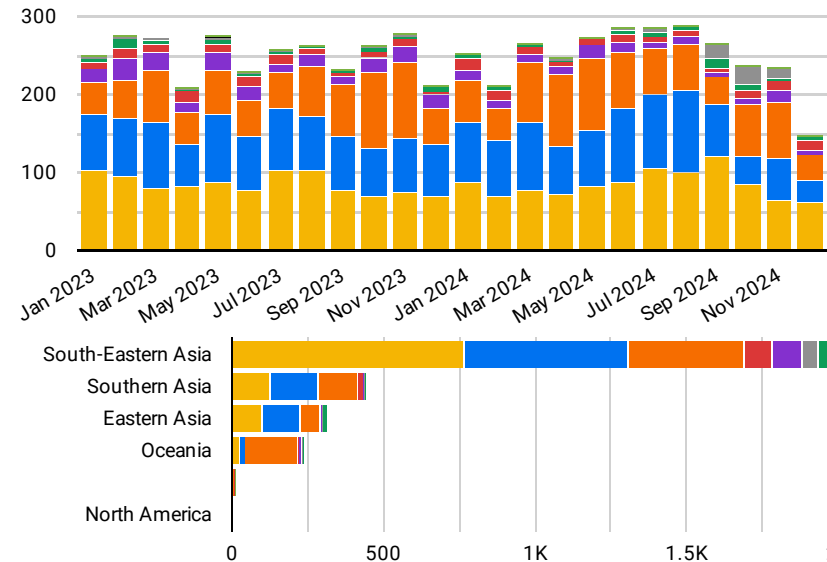
↑ 3 from previous year





Overview of MARSEC Incidents this Year to Date

Number of Incidents



Reported US\$ Value of Seized Goods

\$7.31B

↑ 15.9% from previous year

People Involved

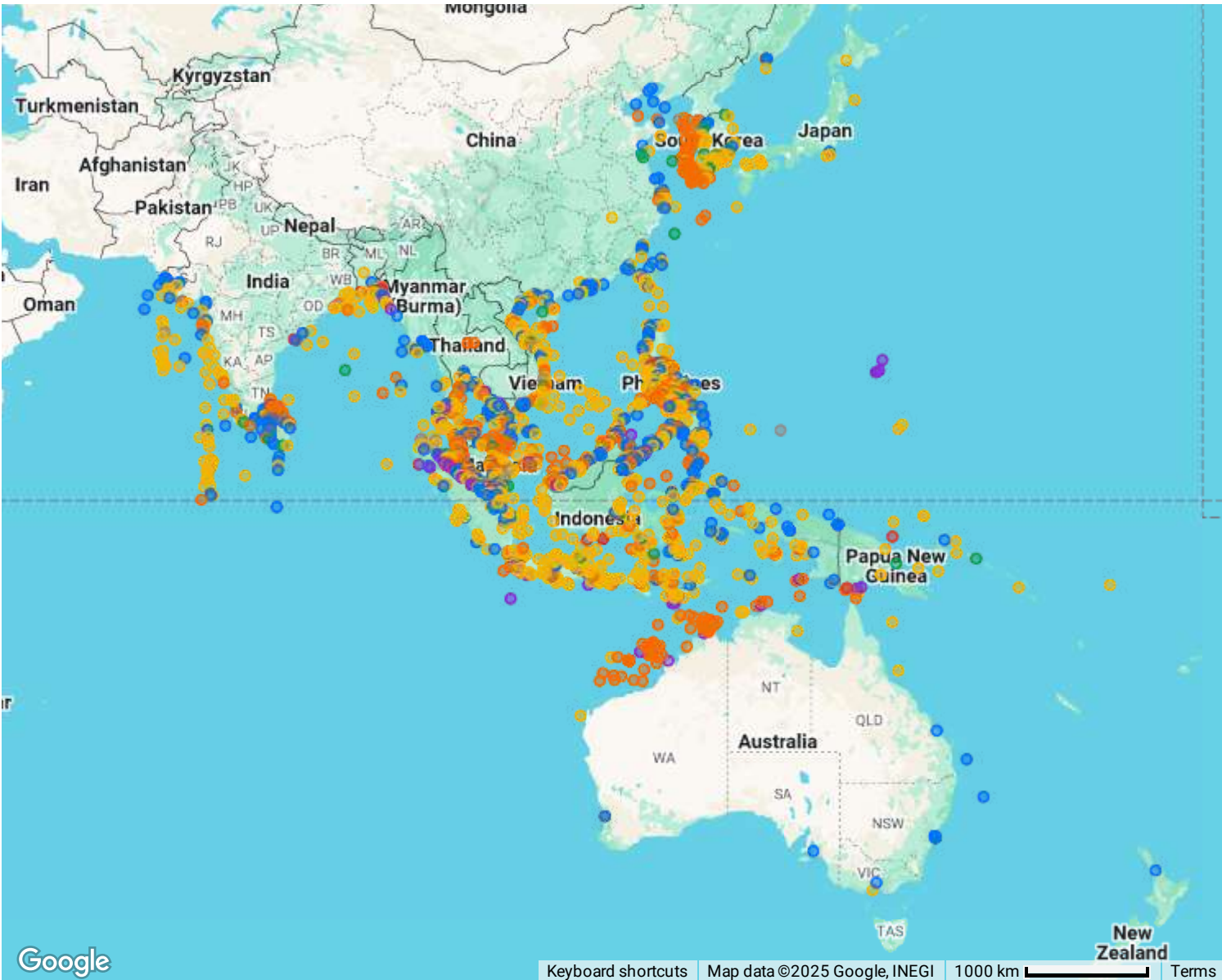
16,867

↓ -31.4% from previous year

Vessels Involved

3,469

↓ -3.0% from previous year



Number of Incidents, and Change from Last Year

Maritime Incidents	1,015	-10 ↓
Contraband Smuggling	844	-8 ↓
Illegal, Unreported and Unregulated Fishing	758	43 ↑
Theft, Robbery and Piracy at Sea	122	6 ↑
Irregular Human Migration	118	-100 ↓
Cyber Security	63	41 ↑
Environmental Security	56	2 ↑
Maritime Terrorism	0	0
Others	0	-3 ↓
0	0	-
Grand total	2,976	-29 ↓

SAFE AND SECURE SEAS FOR ALL



Address: 103 Tanah Merah Coast Road #02-01, Singapore 498750
Email: information_fusion_centre@defence.gov.sg
Web: www.ifc.org.sg
Fax: +65 6594 5734
Hotline: +65 9626 8965
Office: +65 6594 5728 / 5705

Telegram: http://bit.ly/Information_Fusion_Centre
WhatsApp: https://bit.ly/WhatsApp_IFC
Twitter: https://twitter.com/Info_Fusion_Ctr